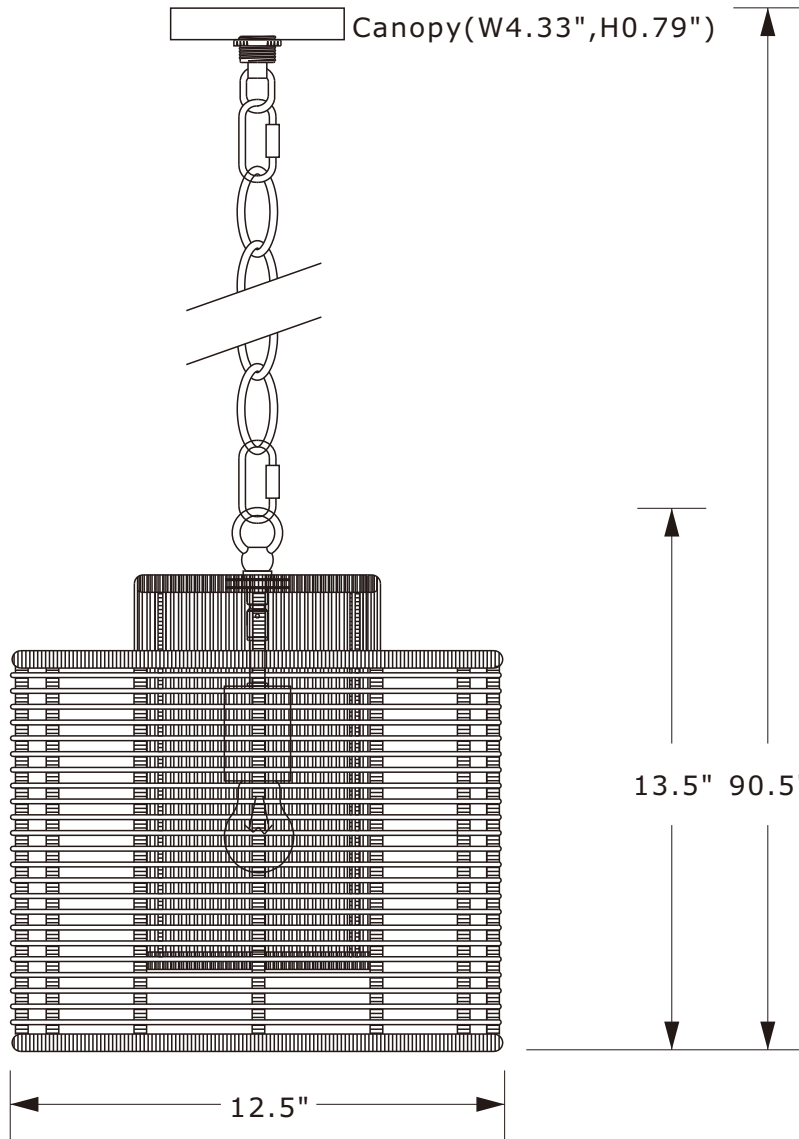



CRYSTORAMA

LIGHTING THE WAY FOR SIXTY YEARS

ASSEMBLY INSTRUCTION MODEL #JAY-A5001-MK




All electrical components must be installed by a licensed electrician in accordance with the National Electric Code and the appropriate local electrical codes.



You will need 1-Medium Base Bulb
60 Watts Recommended 100 Watts Max.
USE LED BULBS FOR EXTENDED USE
This fixture is DAMP rated

How to Install

1. Insert recommended bulb (not included).

 **WARNING:** This product can expose you to Lead, which is known to the State of California to cause cancer and/or birth defects or reproductive harm. For more information go to www.P65Warnings.ca.gov.

CRYSTORAMA

LIGHTING THE WAY FOR SIXTY YEARS

PART NUMBER MODEL #JAY-A5001-MK

Part Number

- A. (1) - Mounting Hardware
- B. (1) - Canopy(W4.33",H0.79") #XRE5001MKCAN4.33IN
- C. (1) - Collar Ring
- D. (1) - Collar Loop
- E. (2) - Quick Link
- F. (1) - Hanging Chain(72",3.2mm) #XRE5001MKCHA3.2MM
- G. (1) - Fixture Loop

