


# CRYSTORAMA

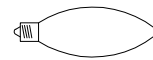


LIGHTING THE WAY FOR SIXTY YEARS

ASSEMBLY INSTRUCTION MODEL #4479-CH-CL-MWP

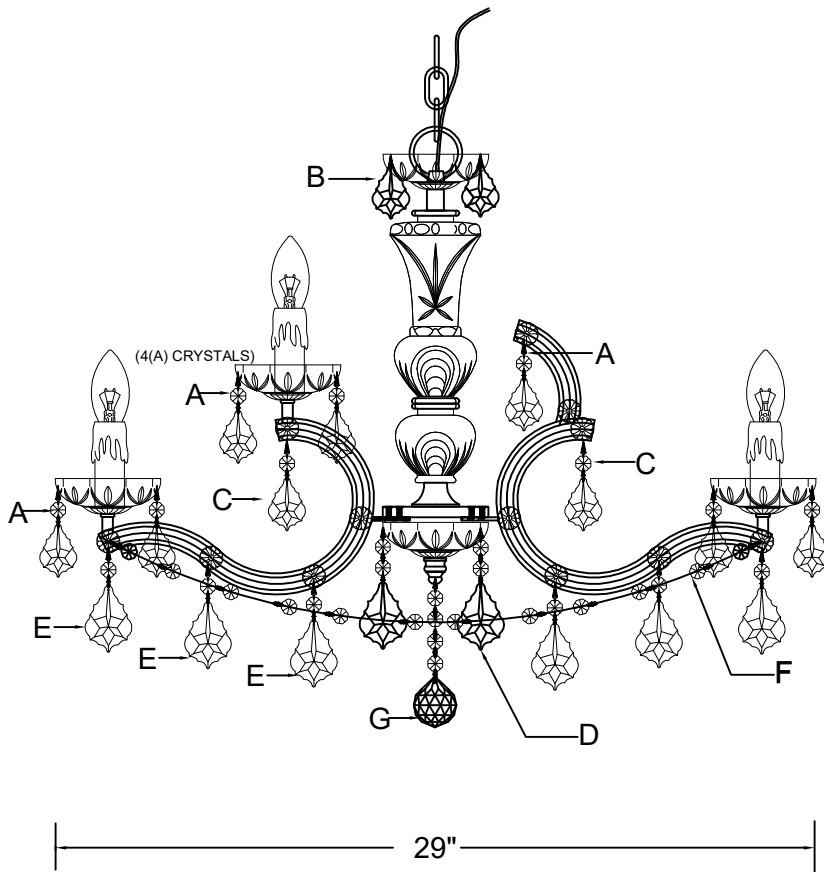


All electrical components must be installed by a licensed electrician in accordance with the National Electric Code and the appropriate local electrical codes.



You will need 12-Candelabra Base Bulb  
40 Watts Recommended 60 Watts Max  
USE LED BULBS FOR EXTENDED USE

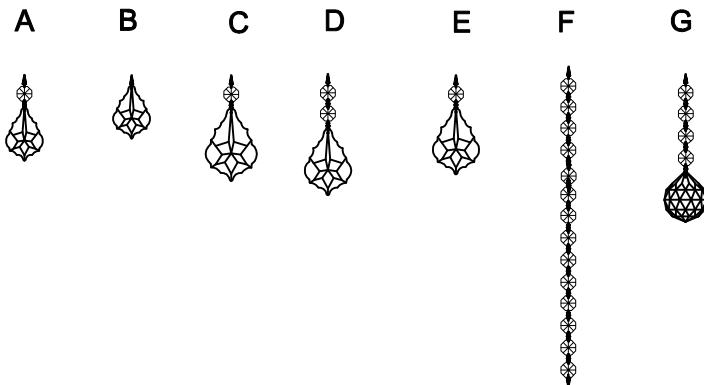
The fixture is dry rated



## How to Install

1. Do a complete inventory of all parts and components before you start installing.
2. Screw the column kit on the coupling.
3. Place the glass dish and small metal dish over the bottom metal cover and secure with the finial.
4. After safety attaching fixture into outlet box, install bobeches, bulbs (not included) and proceed to connecting the power.
5. When you begin to dress the fixture, start with packet labeled (A).
6. IMPORTANT: Apply crystal sets in alphabetical order.

## DETAILED ILLUSTRATION



## Crystal Sets

- A. 52Sets. (1)14mm + AS20-2"
- B. 4Sets. AS20-2"(No Jewel)
- C. 8Sets. (1)14mm + AS20-3"
- D. 4Sets. (2)14mm + AS20-3"
- E. 24Sets. (1)14mm + AS20-2.5"
- F. 8Sets. (14)14mm
- G. 1Piece. (4)14mm + AS8-40mm Ball

**WARNING:** This product can expose you to Lead, which is known to the State of California to cause cancer and/or birth defects or reproductive harm. For more information go to [www.P65Warnings.ca.gov](http://www.P65Warnings.ca.gov)

# CRYSTORAMA



Crystorama.com

LIGHTING THE WAY FOR SIXTY YEARS

**PART NUMBER** MODEL #4479-CH-CL-MWP

## Part Number

### Part Numbers

- A. (2)-Wire Connector
- B. (1)-Mounting Plate
- C. (2)-Outlet Box Screws
- D. (1)-Lock washer
- E. (1)-Hex Nut
- F. (1)-Nipple
- G. (1)-Canopy; w5" x h1" (XFB4474CHCAN5IN)
- H. (1)-Collar Ring
- I. (1)-Collar Loop
- J. (1)-Chain; 72", 4mm (XFB4473CHCHA4MM)
- K. (1)-Ground Wire
- L. (1)-Column
- M. (1)-Frame
- N. (1)-Glass Dish; Ø4", 17mm hole, 4pin (XFB4474CHDIBOB4IN)
- O. (1)-Metal Dish
- P. (1)-Finial (XFB4473CHFIN)
- Q. (12)-Candle Sleeve; h3" (XFB4471CDL3IN)
- R. (12)-Bobèche; Ø4", 26mm hole, 4pin (XFB4471CHBOB4IN)
- S. ( )-Rosette

PART BAG I : Includes Parts A, C

PART BAG II : Includes Parts B, D, E, F, H, I

