

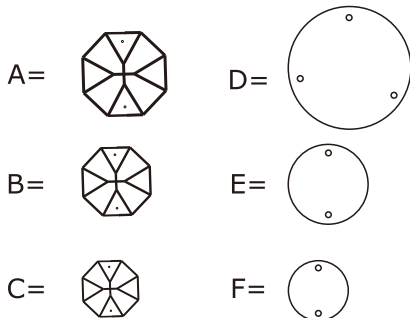
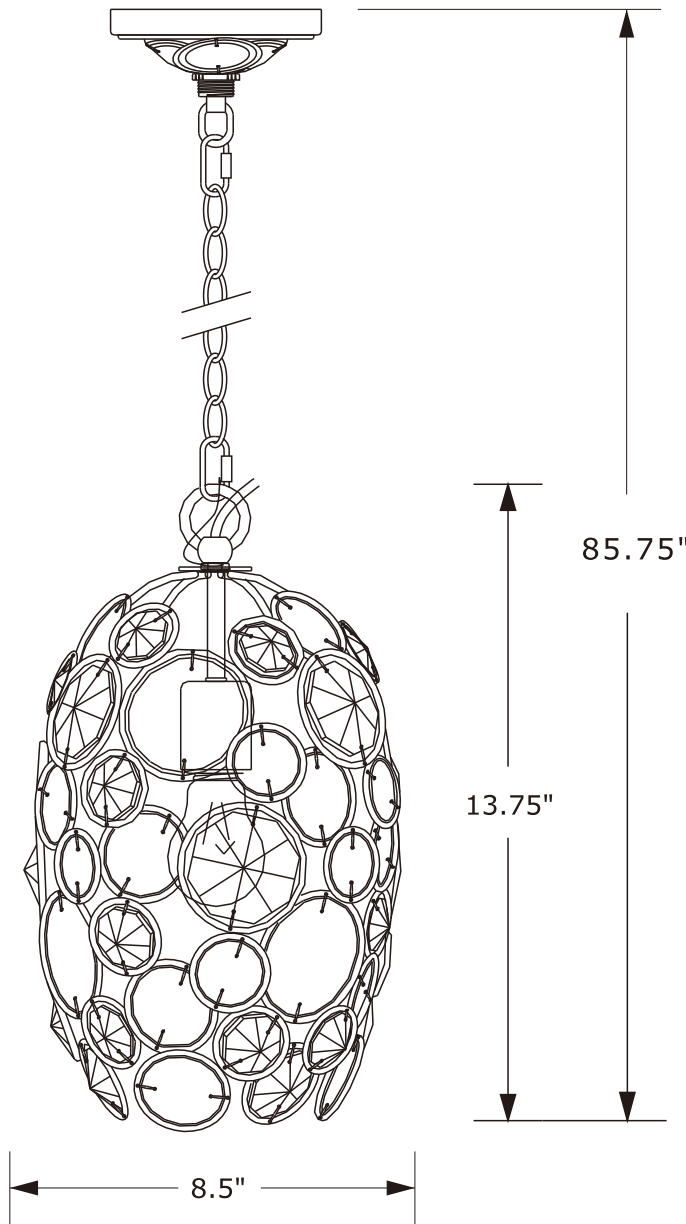
CRYSTORAMA

LIGHTING THE WAY FOR SIXTY YEARS



Crystorama.com


ASSEMBLY INSTRUCTION MODEL #523-SA



WARNING:

Electrical Danger Turn Power Off

All electrical components must be installed by a licensed electrician in accordance with the National Electric Code and the appropriate local electrical codes.



You will need 1-Medium Bulb
60 Watts Recommended 100 Watts Max.
USE LED BULBS FOR EXTENDED USE
THIS FIXTURE IS DAMP RATED.

How to install
1. Insert recommended bulb (not included).

Crystal Sets

- A. 8 Pieces
50mm
- B. 4 Pieces
40mm
- C. 27 Pieces
30mm

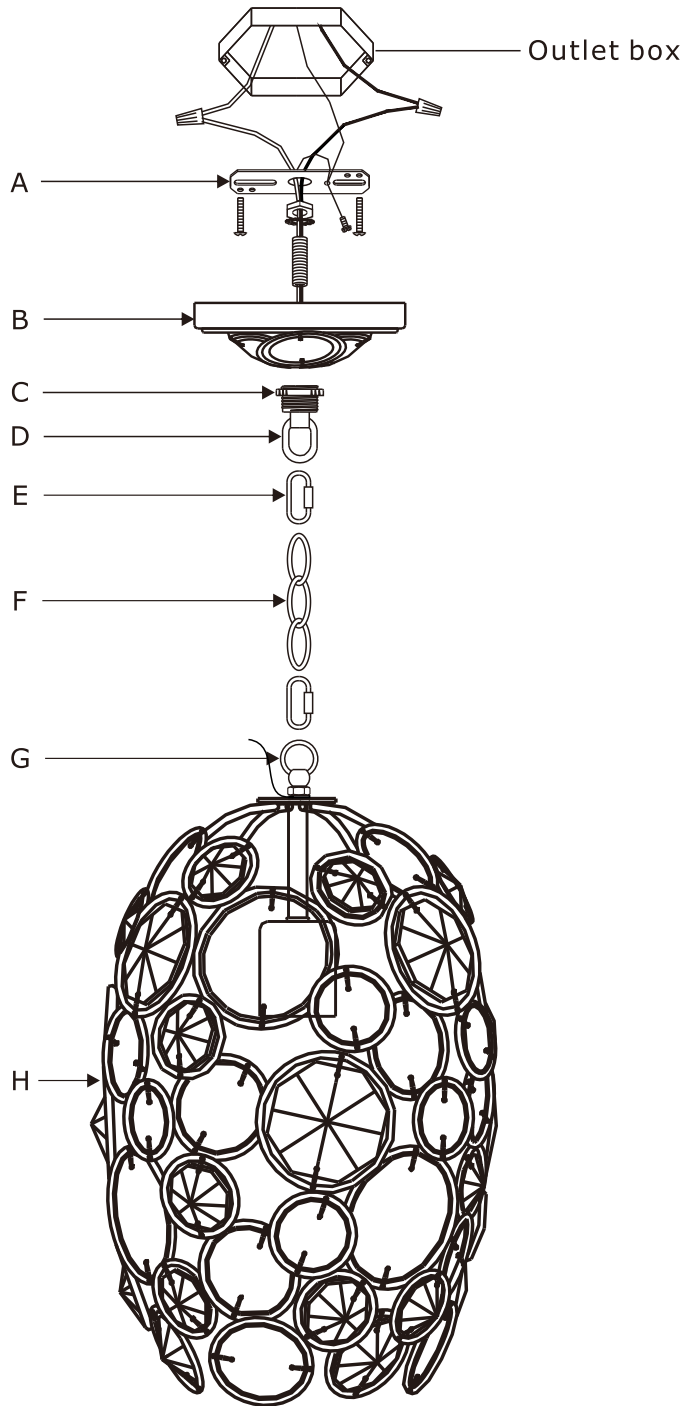
Capiz Shell Sets

- D. 8 Pieces
60mm
- E. 23 Pieces
40mm
- F. 12 Pieces
30mm

⚠ WARNING: This product can expose you to Lead, which is known to the State of California to cause cancer and/or birth defects or reproductive harm. For more information go to www.P65Warnings.ca.gov.



PART NUMBER MODEL #523-SA



Part Number

- A. (1) - Mounting Hardware
- B. (1) - Canopy(W5.12",H1.69")#XRE523SACAN5.12IN
- C. (1) - Collar Ring
- D. (1) - Collar Loop
- E. (2) - Quick Link
- F. (1) - Hanging Chain(72",3.2mm) #XRE523SACHA3.2MM
- G. (1) - Fixture Loop
- H. (1) - Frame