

# CRYSTORAMA

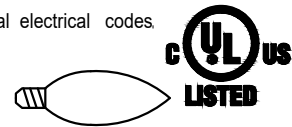
LIGHTING THE WAY FOR SIXTY YEARS



## ASSEMBLY INSTRUCTION MODEL #MIL8012BK

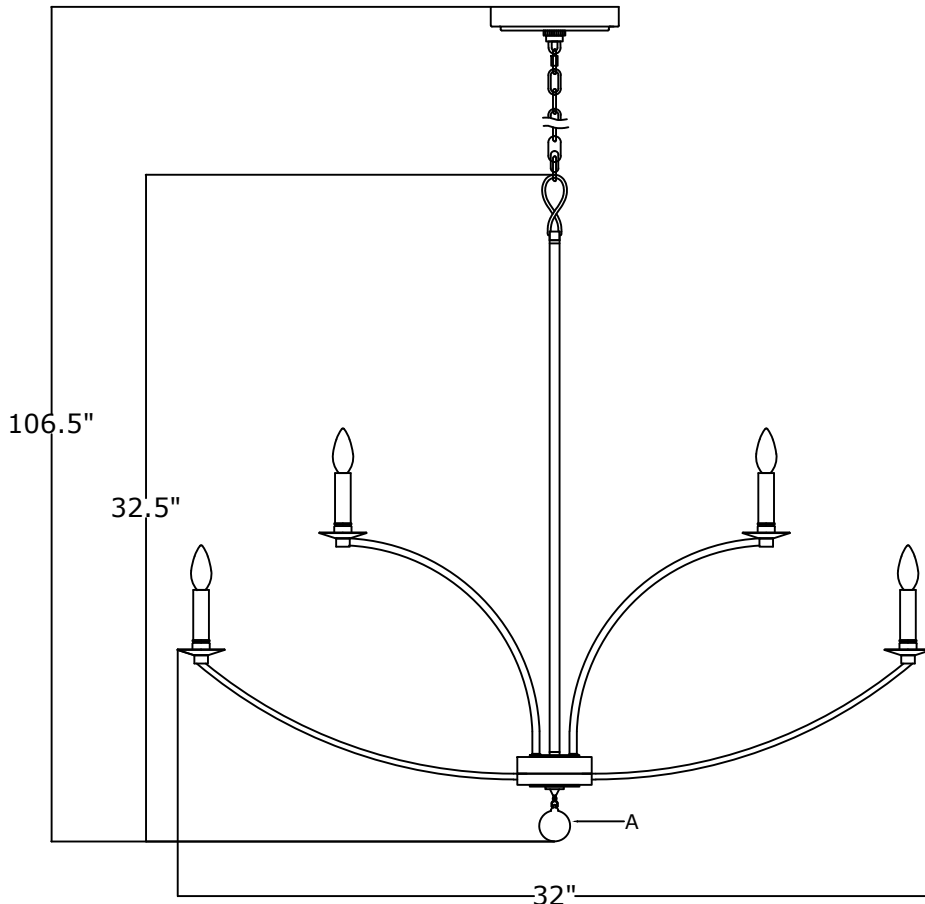


All electrical components must be installed by a licensed electrician in accordance with the National Electric Code and the appropriate local electrical codes.



You will need 12-Candela Base Bulb  
**40 Watts recommended 60 Watts Max.**  
 USE LED BULBS FOR EXTENDED USE

The fixture is Dry rated

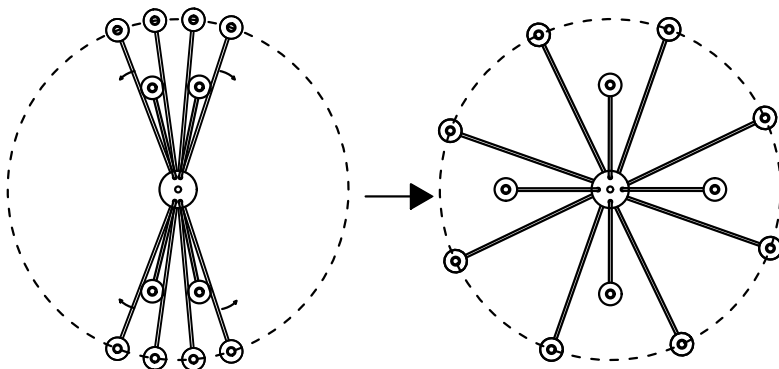


### HOW TO INSTALL:

Place the fixture parts on a soft cloth-covered platform before installation of fixture.

1. Pass the wire through the stem then screw the stem onto the frame.
2. Decide the desired hanging height and adjust the chain to the correct length.
3. Spread the arms out equally.
4. Install the mounting bar onto the outlet box.
5. Raise the fixture up and do the wire connection. Attach the canopy over the mounting bar and secure with collar ring.
6. Put the Distributor box cover, metal spacer and nut on the frame in order then secure with finial.
7. Dress the crystals as illustrated.

Spread the folded arms.



### Crystal Sets

- A. 1 Piece. (1)50mm Smooth Glass Ball

**WARNING:** This product can expose you to Lead, which is known to the State of California to cause cancer and/or birth defects or reproductive harm. For more information go to [www.p65warnings.ca.gov](http://www.p65warnings.ca.gov)

# CRYSTORAMA



LIGHTING THE WAY FOR SIXTY YEARS

## ASSEMBLY INSTRUCTION MODEL #MIL8012BK

### Part Number

#### Part Numbers-For Hanging

- A. (2)-Wire Connector
- B. (1)-Mounting bar
- C. (2)-Mounting screw
- D. (1)-Washer
- E. (1)-Hex nut
- F. (1)-Thread nipple
- G. (1)-Canopy (W5"xH1")-XSN8005BKCAN5IN
- H. (1)-Collar Ring
- I. (1)-Collar Loop
- J. (1)-Chain (4mmx72")-XSN8005BKCHA5MM
- K. (1)-Fixture Loop ; H3.5"
- L. (1)-Stem;H23 3/4"-XSN8012BKSTEM23.75IN
- M. (12)-Candle Sleeve; H3 1/4"-XSN8005BKCDL3.25IN
- N. (4)-Upper Arms-XSN8012BKARM
- O. (8)-Lower Arms-XSN8012BKLARM
- P. (1)-Frame
- Q. (1)-Distributor box cover
- R. (1)-Metal spacer
- S. (1)-Nut
- T. (1)-Finial-XSN8005BKFIN

